

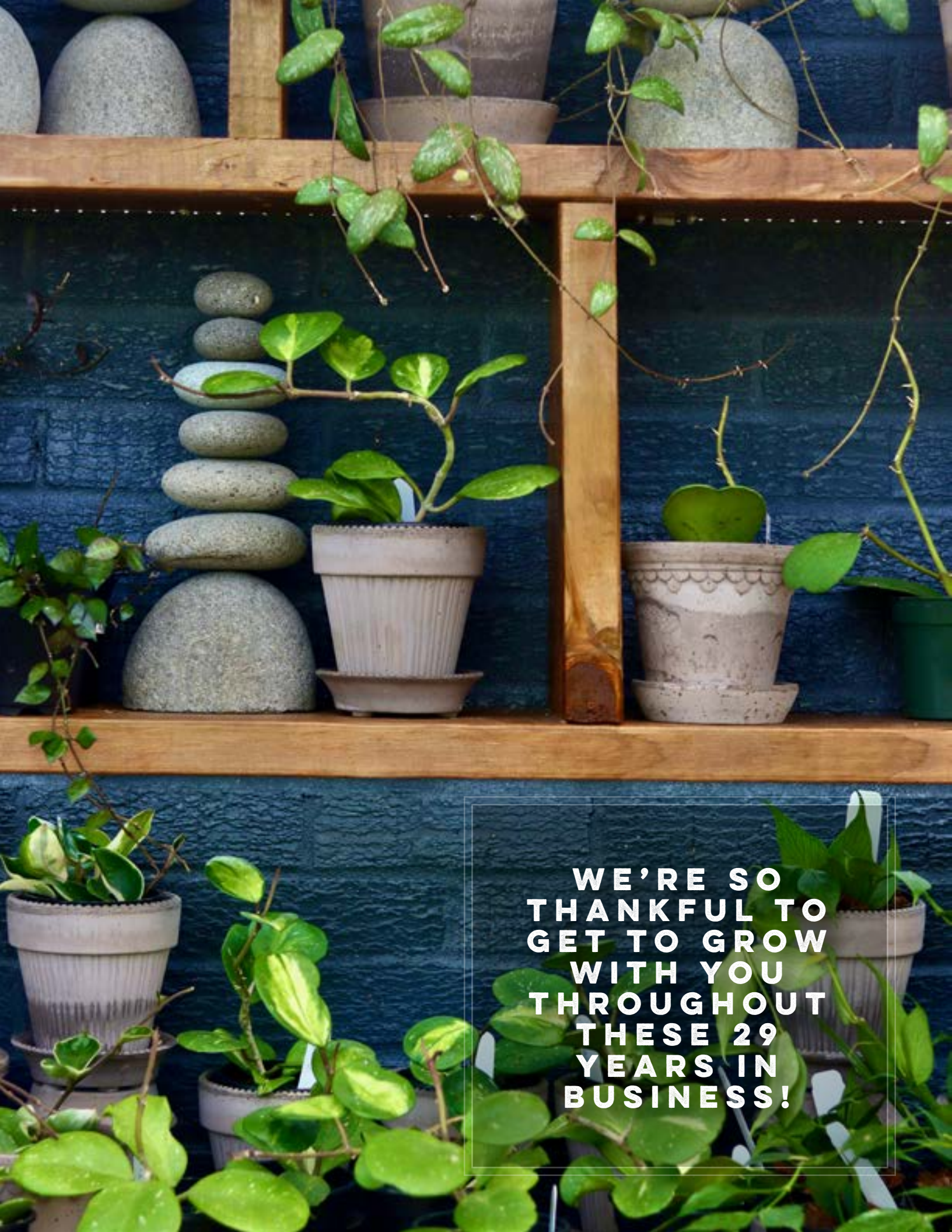
GARDEN HEIGHTS NURSERY · 2025

---

# SPRING NEWSLETTER







**WE'RE SO  
THANKFUL TO  
GET TO GROW  
WITH YOU  
THROUGHOUT  
THESE 29  
YEARS IN  
BUSINESS!**





## IN THIS YEAR'S NEWSLETTER

|  |    |
|--|----|
| Welcome to Our New Greenhouse Buyer!                     | 5  |
| How You Can Help the Monarch Butterfly                   | 7  |
| Light Up Your Garden                                     | 10 |
| Early Spring Garden Tips                                 | 13 |
| Hedge Your Bet   | 16 |
| Exploring the Allure + Advantages of Terra Cotta Pottery | 19 |
| Creating Beauty in All Seasons                           | 21 |

## SPRING HOURS

Monday-Saturday | 9am-5:30pm  
Sunday | 9am-5pm

## A NOTE FROM LOU

*Friends + Fellow Gardeners,*

*Spring is here and we couldn't be more excited to welcome a new season of growth with you! We have some beautiful new varieties arriving this year that our team is truly proud of – and we even have some that will light up your landscape! (Read on to get a sneak peek!)*

*You may also notice some new faces in the store. We're thrilled to welcome fresh energy and expertise to help you with all your plant needs, indoors and out.*

*Thank you for being part of our gardening community. We look forward to seeing you soon and helping you create a beautiful season ahead.*


*Happy Gardening!*

*Lou*



# WHAT A GREAT YEAR!

2024 was one for the books! We redesigned the greenhouse, launched a new container design service, launched pet friendly labeling, and got to see so many of you! Here's to an amazing 2025 growing together!





---

**WELCOME  
OUR NEW  
GREENHOUSE  
BUYER!**

**A NEW LAYOUT AND  
NEW FACES IN THE  
GREENHOUSE FOR 2025!**

---

# WELCOME TO THE TEAM!

**GARDEN HEIGHTS NURSERY IS EXCITED TO INTRODUCE OUR NEW GREENHOUSE BUYER, NICOLE, A PASSIONATE PLANT ENTHUSIAST WHOSE LIFELONG CONNECTION TO GARDENING HAS BLOSSOMED INTO A FLOURISHING CAREER!**

With a background in teaching, Nicole's journey into plant care began when she started working weekends at a garden center to fuel her goal to get back to the earth. "I've been around plants my whole life. My grandmother had a garden, and I would pick tomatoes, peppers, and watermelon. It's in my family's roots," she shares. Her love of plants expanded through outdoor gardening and doing home experiments with her own houseplants. This deep connection evolved into a commitment to educating and building plant-loving communities.

Her favorite part of managing a greenhouse is the creativity and connection it fosters.

"Designing with plants and pottery is something I love. You can refresh the look, bring in wishlist plants, and build a community.

If one person likes a plant, maybe 10 others will, too!" She also enjoys tracking plant trends and making rare and unusual plants more accessible. "The Anthuriums with the heart-shaped, velvet leaves used to be difficult to find. Now they are available for everyone!"



She stays inspired constantly by the St. Louis growing and gardening community. "Everyone is so connected and down to earth. There's a plant swap here, a seed exchange there—whether it's farmers or hobbyists, we all support each other."

For beginners looking to start their plant journey, she recommends starting with just three or four plants and choosing ones you genuinely love. Her advice? "Pick plants based on your home's lighting and style. If you love it, you'll take care of it." If someone only had time for one plant, she suggests the Schefflera amate. "It's big, gives a jungle vibe, and has beautiful, glossy leaves. It's versatile in different lighting and simple to care for."

Joining Garden Heights Nursery excites her most for the connections she'll make. "We're a supportive unit that learns from each other. I'm eager to use my teaching background, natural curiosity, and horticultural knowledge to elevate our team."

**STOP BY TO WELCOME NICOLE + EXPLORE OUR GREENHOUSE'S EXCITING NEW DIRECTION!**





---

# HOW YOU CAN HELP THE MONARCH BUTTERFLY

LEARN WHY THE SPECIES  
IS ENDANGERED AND  
HOW YOU CAN HELP

---



# HOW CAN CONSERVATION HELP THE MONARCH?

## WHY THE MONARCH IS ENDANGERED

The U. S. Fish and Wildlife Service declared the monarch butterfly species endangered in December 2024 and is proposing protection for one of the nation's most beloved species. With its notable orange and black markings, the monarch butterfly is one of the most recognizable insects in the world. In North America, monarchs are grouped into two long distance migratory populations. The eastern migratory population is the largest and overwinters in the mountains of central Mexico. The western migratory population primarily overwinters in coastal California.

**ACCORDING TO THE U. S. FISH AND WILDLIFE SERVICE'S MOST RECENT SPECIES STATUS ASSESSMENT, THE EASTERN MIGRATORY POPULATION IS ESTIMATED TO HAVE DECLINED BY APPROXIMATELY 80 % SINCE THE 1980S.**

The western migratory population has declined by more than 95% since the 1980s, putting its populations at greater than 99% chance of extinction by 2080. The probability of extinction for eastern monarchs ranges from 56-74%.



## WHAT THREATENS THE MONARCH?

Threats to monarchs include loss and degradation of breeding, migratory and overwintering habitat; exposure to insecticides; and the effects of climate change. Urbanization, industrialized large scale farms, and drought conditions have also impacted milkweed populations. Although many people have already helped contribute to monarch conservation, additional habitat and protections are needed to ensure the species' longevity for future generations.

Monarch butterflies are more than just beautiful creatures with their vivid markings and bright orange color, they are also important pollinators. As they fly from flower to flower feeding on nectar, monarchs pollinate many types of wildflowers. They choose brightly colored flowers that grow in clusters and have flat surfaces that serve as landing pads for their tiny guests. Some examples of native Missouri plants that the adult monarch butterflies pollinate include but not limited to: *Echinacea purpurea* – purple coneflower, *Native Monarda* – Bee Balm / Bergamot, *Rudbeckia fulgida* – Black Eyed Susan, *Solidago drummondii* -Goldenrod, and *Symphotrichum novae - angliae* – New England Aster.





## THE SOLUTION: MILKWEED

However, there is one plant that is essential for monarchs – milkweed. Adult female butterflies lay their eggs on milkweed, and when the caterpillars hatch, they eat the leaves and other plant parts.

At Garden Heights, we are an active participant in trying to save the monarch butterflies. We will have a few different milkweeds available throughout the season including Butterfly milkweed with its bright orange flowers, Common milkweed, Swamp / Marsh milkweed, and Whorled milkweed. Along with the Missouri native milkweeds, Garden Heights will have many native Missouri companion perennials the adult monarchs are attracted to and pollinate.

**MEET THE TEAM** \* **PERENNIALS**



*Jeff is our new perennials buyer and has worked at Garden Heights since 2014! You can find him in the perennials section, or anywhere Ginger can be found!*

Informing consumers about habitat and population loss, along with offering Native Missouri perennials are just a few ways we at GH are actively trying to help save and sustain the monarch butterfly populations.

## WHAT TO BUY:





---

# LIGHT UP YOUR GARDEN

ADD MAGIC WITH THE FIREFLY  
PETUNIA AND OTHER WHITE  
ANNUALS TO CREATE A  
MOONLIGHT GARDEN

---





# MEET THE PLANT THAT GLOWS IN THE DARK!

---

It's not often there is a big buzz in the annual plant world, but this isn't your average flowering annual!

Firefly Petunias are the world's first naturally glowing flowers, thanks to a special trait borrowed from fireflies and glowing mushrooms. Scientists added a natural light-producing ability to the plant, allowing it to glow softly at night—no special lights needed! The glow comes from a natural reaction inside the plant, similar to how fireflies light up.

How fun would it be to shake up your usual annual plantings and turn them into a moonlight garden? Use the Firefly Petunias as eye-catching highlights in containers, hanging baskets, or garden beds. Surround them with complementary white blooms that reflect soft light, creating a layered and luminous effect. Plant where you can enjoy on warm evenings—along pathways, patios, or near seating areas. With minimal care, these plants will thrive all season, offering a mix of innovation and beauty.

We think blending them into a garden full of classic white blooms will create something truly unforgettable and your garden will shine like never before!

We couldn't be more excited to share this botanical curiosity with you. However, as a premium novelty plant, the Firefly Petunia may not fill your entire garden. Thankfully, you can pair it with other reliable white-blooming annuals to create a cohesive, glowing display without breaking the bank.







## WHITE ANNUALS TO COMPLEMENT THE FIREFLY PETUNIA

White-blooming annuals are the perfect companions to the Firefly Petunia, enhancing its magical glow while adding texture to your garden. Here are some budget-friendly favorites:

**ALYSSUM:** This delicate, low-growing plant produces clusters of tiny, fragrant white flowers. Alyssum works beautifully as a border plant or filler for containers and hanging baskets.

**SUNPATIENS:** These best sellers provide lush, continuous blooms throughout the season. The white blooming flowers offer a soft, glowing effect in any light or sun exposure.

**WHITE BEGONIAS:** Versatile and hardy, begonias produce large, waxy white flowers that look striking in beds or containers. They thrive in both sun and shade. In my opinion this is a must have, no fail plant for our humid STL summers.

**WHITE GERANIUMS:** With their large, clustered blooms, white geraniums bring classic beauty and height to garden beds or patio containers.

**MOONFLOWER VINE:** A fast-growing, night-blooming annual vine with huge fragrant white flowers and heart-shaped leaves. It thrives in the heat and attracts nocturnal pollinators

**PETUNIAS:** Traditional white petunias, supertunias, or wave petunias are a more budget-friendly way to mimic the look of Firefly Petunias. They pair beautifully with their glowing counterparts while keeping costs manageable.

**A moonlight garden featuring Firefly Petunias is the perfect way to bring a little bit of enchantment to your outdoor spaces. It's an experience that invites you to enjoy nature in a whole new light.**

**We have a limited number pre-booked for the spring. Once they are sold out, we won't be able to restock. Reach out to reserve yours today!**

## MEET THE TEAM \* ANNUALS



*Denise is one of our managers as well as our annuals, veggie, and herb buyer! With decades of retail experience, she loves helping customers with both indoor and outdoor plants!*





---

# EARLY SPRING GARDEN TIPS

PREPARING YOUR LAWN AND  
GARDEN FOR A BEAUTIFUL  
SEASON AHEAD

---



# READY TO GIVE YOUR GARDEN A HEAD START?

As the first signs of spring emerge, it's the perfect time to start thinking about how to ensure both your lawn and garden thrive this season. Below is your comprehensive guide to preparing your lawn and garden beds for a successful spring.

## FOR LAWNS

### EARLY SPRING FERTILIZING

Spring is the time when your lawn begins to wake up from its winter dormancy. To help your grass green up quickly and grow strong, apply a slow-release, nitrogen-rich fertilizer. Espoma Organic Lawn Food is a great choice for a well-balanced organic fertilizer that provides essential nutrients throughout the growing season.

### GRASS SEED: REVITALIZE YOUR LAWN

If your lawn has thin spots or areas that need extra attention, early spring is the ideal time to sow grass seed. Turf-type fescue is a durable, drought-tolerant grass that thrives in cool seasons. George's Magic Mix, a specialized blend designed for the St. Louis transition zone, is the best option for creating a lush, vibrant lawn.

- Before sowing seed, lightly rake the soil to break up thatch or compacted areas, allowing the seeds to make good contact with the soil.
- Keep the seeded areas well-watered to help the grass establish strong roots.



Overseeding in early spring ensures a healthy, full lawn as the weather warms.

### ESPOMA ORGANIC CORN GLUTEN: A FERTILIZER + PRE-EMERGENT

For both fertilization and weed prevention, Espoma Organic Corn Gluten is a great choice. It works as a pre-emergent to prevent weeds like crabgrass from germinating, while also providing necessary nutrients to your lawn.

Apply Espoma Organic Corn Gluten in early spring. If you're putting down grass seed at the same time, wait until your grass seed has germinated before applying, as it will prevent all seeds from germinating.

## FOR GARDEN BEDS FERTILIZING

A balanced fertilizer is essential for promoting healthy growth in your garden beds. Bio-Tone Starter and Plant-tone are both organic, slow-release fertilizers that help nourish your plants throughout the growing season.

- Bio-Tone Starter is ideal for newly planted or transplanted



plants, promoting strong root development.

- Plant-tone is excellent for long-term nourishment of flowers, vegetables, and shrubs.

These fertilizers contain essential nutrients like nitrogen, phosphorus, and potassium, and adding micronutrients like iron or magnesium can further enhance growth and color.

## PRE-EMERGENT WEED CONTROL

To prevent weeds from taking over your garden beds, Preen is an effective pre-emergent product. By preventing weed seeds from germinating, it helps keep your beds clean and free of weeds throughout the spring.

Apply Preen in early spring to ensure it works effectively, stopping weeds before they have a chance to grow.

## WATERING + MAINTENANCE

Regular watering is crucial after planting and fertilizing your garden. Early spring weather can be unpredictable, so monitor rainfall and adjust your watering schedule accordingly. Consistent, light watering encourages strong root growth and helps your plants thrive throughout the season.

## NEW PRODUCT: COCO-LOCO FROM FOXFARM - A GAME-CHANGER FOR SUSTAINABILITY

This spring, we're excited to introduce Coco-LoCo from FoxFarm—a sustainable alternative to traditional peat moss. Made from natural coconut coir, Coco-LoCo improves soil structure, water retention, and aeration, making it an excellent addition to your garden.

## BENEFITS OF COCO-LOCO:

- Contains bat guano and Mycorrhizae to enhance plant growth.
- Perlite is added to provide better root aeration.
- Perfect for container gardening, especially for those looking for an eco-friendly option.



FIND IT IN  
THE STORE NOW!

## HOW TO USE

Simply add Coco-LoCo to your containers or garden beds before planting. Press it down to compact the mix, then water thoroughly to get started.

**WITH THE RIGHT TIMING AND CARE, YOUR LAWN AND GARDEN BEDS WILL BE OFF TO A STRONG START THIS SPRING. HAPPY GARDENING!**

## MEET THE TEAM



*Nick is our new hardgoods buyer and has a passion for helping you keep your landscape happy and healthy! He has been working at Garden Heights full time since 2019.*

HARDGOODS



---

# HEDGE YOUR BET

5 EFFECTIVE EVERGREENS  
FOR SCREENING

---

# WHEN IT COMES TO CREATING PRIVACY AND BEAUTY IN YOUR OUTDOOR SPACE, EVERGREEN TREES AND SHRUBS ARE AN EXCELLENT CHOICE.

Whether you're looking to block unsightly views, reduce noise, or simply add year-round greenery, selecting the right evergreens is key. For those living in the St. Louis area, it's important to choose plants that can handle the region's hot, humid summers and cold winters. Here are five reliable choices for effective screening:

## TAYLOR JUNIPER

A favorite among homeowners, Taylor Juniper is a narrow, upright evergreen with a striking columnar form. Its blue-green foliage offers a refined, elegant look, and its adaptability to various soil types makes it a low-maintenance choice. Hardy and drought-resistant, this juniper is perfect for creating a formal hedge or a natural screen. It performs exceptionally well in the Midwest climate, tolerating both heat and occasional cold snaps.

## BLUE ARROW JUNIPER

For those seeking a sleek and modern aesthetic, the Blue Arrow Juniper is a top contender. With its narrow, upright growth habit and silvery-blue foliage, it serves as an eye-catching vertical accent. It thrives in well-drained soil and is particularly resistant to harsh weather conditions. This makes it an excellent choice for urban and suburban landscapes in St. Louis, where clay-heavy soil and fluctuating temperatures can be a challenge.





## MAUREEN HICKSII YEW

This evergreen hybrid yew is a robust and versatile screening option. The Maureen Hicksii Yew features dark green needles and produces red berries in the fall, adding seasonal interest. It tolerates shade better than many other evergreens and responds well to pruning, making it ideal for shaped hedges and natural privacy barriers. This makes it particularly useful in shaded yards or near structures where other evergreens may struggle.



## PRAGENSE VIBURNUM

For those who want a dense and lush screen with a touch of seasonal charm, Pragensse Viburnum is an excellent option. This semi-evergreen shrub has glossy green leaves and produces fragrant white flowers in spring, followed by red berries that turn black in fall. It grows quickly and thrives in various light conditions, making it a reliable choice for privacy hedging. Its ability to handle the humid summers and occasional winter cold of St. Louis makes it a practical choice for local landscapes.



## NORTHERN SPIRE ARBORVITAE

If you prefer a classic, hardy evergreen with a pyramidal form, the Northern Spire Arborvitae is an outstanding choice. It boasts a rich green color that holds well through winter, and its strong, upright growth habit ensures excellent coverage. It is highly resistant to winter burn and thrives in a variety of soil conditions, making it a resilient option for year-round screening in the St. Louis area, where winter weather can be unpredictable.



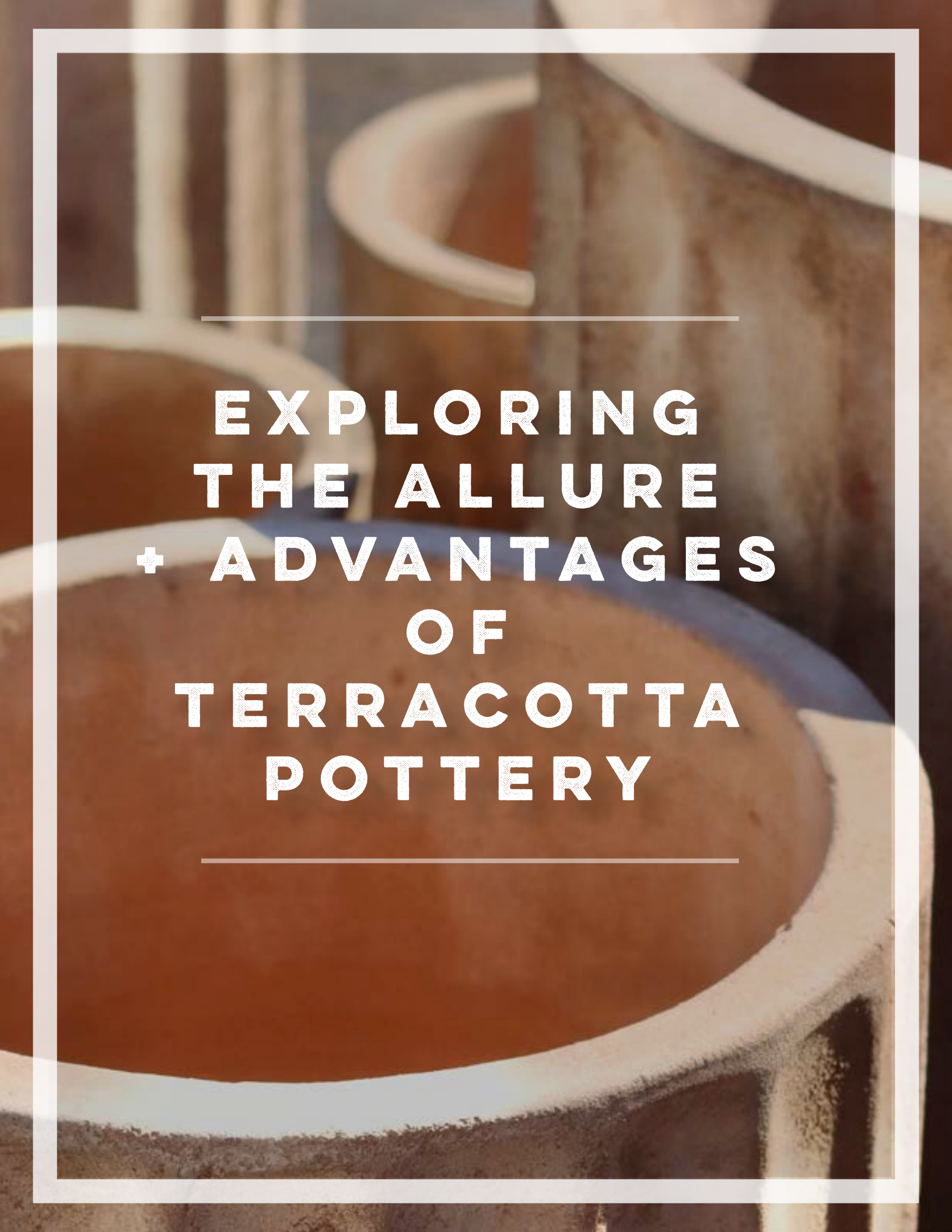
Selecting the right evergreens for your landscape ensures privacy, enhances aesthetics, and provides lasting value. With their proven resilience to the St. Louis climate, these five effective evergreens will thrive and provide beauty for years to come. You can find all of these exceptional evergreens, along with many other trees and shrubs perfect for the urban landscape, at Garden Heights Nursery—your trusted local source for quality plants and expert advice.

## MEET THE TEAM



*Steve is the General Manager + Sales Manager for all of our trees and shrubs! He has been with Garden Heights since the spring of 2004 and has 22 years of plant knowledge.*

TREES + SHRUBS



---

**EXPLORING  
THE ALLURE  
+ ADVANTAGES  
OF  
TERRACOTTA  
POTTERY**

---





## ONE VERSATILE OPTION THAT HAS STOOD THE TEST OF TIME IS TERRACOTTA POTTERY

In the world of gardening, the choice of containers for your plants is endless. One timeless and versatile option is terracotta pottery. And it's more popular than ever, capturing the minimalist chic look!

### **TIMELESS CHARM**

Terracotta pots exude a timeless charm with their warm, earthy tones. The patina that develops over time only enhances its character, adding a unique touch to your garden. Mix and match varied sizes and shapes to create beautiful arrangements that will elevate the overall aesthetics of your garden space.

### **PRACTICAL + POROUS**

Not only is terracotta beautiful, it's also practical. One of the key advantages of terracotta lies in its porous nature. Your plants will thrive in an environment where their roots can breathe and absorb nutrients more efficiently.

Terracotta is renowned for its durability. The high-fired clay is resistant to cracking and can withstand the elements, making it a reliable choice for outdoor use. With proper care, terracotta pots can last for many years, making them a cost-effective and sustainable investment for your garden.

Embrace the allure of terracotta and watch your garden flourish in style. Come see us and explore our wide variety of these pots!

### **MEET THE TEAM**



*Lisa has been at Garden Heights for 7 years and is responsible for our amazing pottery and gift selection! She loves making sure the store is full of beautiful products for your home!*

**GIFTS**





---

**CREATING  
BEAUTY  
IN ALL  
SEASONS**

**CELEBRATING 1 YEAR OF  
CUSTOM CONTAINERS**

---



## WHERE IT STARTED + WHY WE LOVE CONTAINER DESIGN

Last year we introduced the container design service and found so many applications: Commercial clients who needed to spruce up their entrance or courtyard. Residential clients who do their own containers but maybe struggled with the right design. Members of homeowners associations who needed to offload the planting to someone outside their group. Many clients wanted help with a special event or holidays. Some just needed an extra set of hands.

## WHAT'S NEXT: SOME EXCITING NEWS

We have spent all winter getting inspired with trends for the next planting season! We have plans for more diverse plant offerings including natives, grasses, edibles, and houseplants as well as incorporating sculptural objects for more diversity.

Our second season is going to kick off this spring with an additional teammate! Your support and enthusiasm for this program has been so amazing to experience, and now we get to expand our team and increase our ability to offer more availability and creativity!

We're so thankful that so many of you shared our container designs with your friends, family, and colleagues. We're excited to create even more beauty in your homes and businesses this year!

## MEET THE TEAM



*Amy is in charge of our container design service and has worked at Garden Heights for 4 years! She loves discovering new combinations for your landscape year-round!*

CONTAINER

DESIGN







**GARDEN HEIGHTS NURSERY**

1605 S. Big Bend Blvd. 63117

314-645-7333

[www.gardenheights.com](http://www.gardenheights.com)